

Formation of an allyl–tin bond in η^3 -allyl(trichlorostannyl)palladium(II) complexes

Kazuyoshi Hirako, Yuki Miyamoto, Kiyomi Kakiuchi and Hideo Kurosawa*

Department of Applied Chemistry, Faculty of Engineering, Osaka University, Suita, Osaka 565 (Japan)

(Received December 31, 1993)

Abstract

Attempts were made to find conditions under which formation of the allyl–tin bond takes place efficiently starting from η^3 -allylpalladium(II) complexes containing the Pd–SnCl₃ bond. Addition of SnCl₂ or allylic chloride was effective in this matter, while PPh₃ and maleic anhydride, which had been known before to be good accelerators of couplings between the η^3 -allyl ligand and carbon anions on Pd, were totally ineffective for the allyl–SnCl₃ coupling. Relative coordination ability of substituted styrenes in a series of complexes, Pd(η^3 -CH₂CMeCH₂)(styrene)(SnCl₃) indicated a highly electron-deficient character of the Pd center. A possible reaction scheme of the Pd-catalyzed formation of allyltin(IV) trichloride from SnCl₂ and allylic chloride is discussed in the light of the above findings.

Key words: Palladium complexes; Allyl complexes; Tin complexes

Introduction

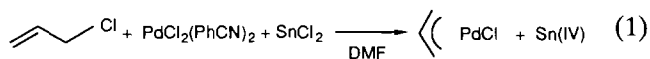
Palladium catalyzed allylic transformations have been among the most successful applications of organometallic reactions to organic synthesis [1]. They are thought to proceed via transfer of a formally electrophilic allylic moiety from palladium to a nucleophilic center. Versatility of allylpalladium chemistry in organic synthesis has recently been widened by generation of nucleophilic allylic intermediates by means of the combination of allylic electrophiles/palladium catalyst and some reducing agents such as Sn(II) or Sm(II) compounds or metallic zinc [2].

Masuyama and co-workers suggested [2a] that allyltin(IV) compounds are key intermediates in the reaction of allylic electrophiles with aldehydes in the presence of Sn(II) reagents and palladium catalysts. However, the way such allyltin(IV) intermediates are generated remained to be established. In this work, we attempted to find conditions under which efficient allyltin(IV) formation takes place starting from η^3 -allylpalladium(II) complexes containing the Pd–SnCl₃ bond. The objective of the present work is to shed some light on the mechanism of the generation of allyltin(IV) compounds in the related catalytic reactions mentioned above.

Results and discussion

Reaction of PdCl₂(PhCN)₂ with SnCl₂ and allylic chloride

Masuyama and co-workers observed [2a] the formation of allyltin(IV) species in the reaction of allylic chloride or alcohol with SnCl₂ in the presence of a catalytic amount of PdCl₂(PhCN)₂ in DMF-d₇. However, the molecular formula of the palladium moiety present during and after the catalysis was not determined. We observed by ¹H NMR the existence of η^3 -allylpalladium(II) species in the course of the reaction of allyl chloride (0.1 mol/l) and SnCl₂ (0.1 mol/l) in the presence of a deficient amount (0.01 mol/l) of PdCl₂(PhCN)₂ in DMF-d₇. Under these reaction conditions an almost quantitative formation of allyltin(IV) trichloride was also confirmed. We also observed that, if the initial amount of PdCl₂(PhCN)₂ employed was increased to 0.1 mol/l, i.e. an amount equimolar to both allyl chloride and SnCl₂, the formation of allyltin(IV) trichloride was no longer observed, and instead all of the allyl group of the chloride was converted to η^3 -allylpalladium(II) chloride (eqn. (1)).



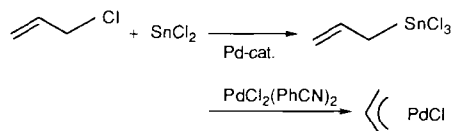
There are two possible explanations for the absence of allyltin(IV) trichloride as the product in the above

*Author to whom correspondence should be addressed.

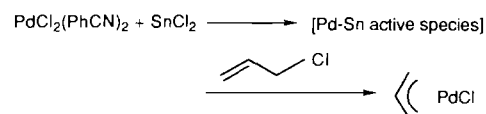
reaction between allyl chloride, SnCl_2 and $\text{PdCl}_2(\text{PhCN})_2$, each in an equimolar amount; one assumes an initial Pd-catalyzed formation of the allyltin(IV) moiety which subsequently disappears via allyl group transfer from this moiety to $\text{PdCl}_2(\text{PhCN})_2$ (Scheme 1), and the other assumes no such allyltin formation but a role of SnCl_2 to activate $\text{PdCl}_2(\text{PhCN})_2$ toward reaction with allyl chloride* to result in η^3 -allylpalladium(II) formation (Scheme 2). Although we observed that allyltin(IV) trichloride indeed reacted with $\text{PdCl}_2(\text{PhCN})_2$ with considerable ease to give η^3 -allylpalladium(II) chloride, we exclude the possibility of Scheme 1 in the above stoichiometric allylpalladium(II) formation shown in eqn. (1) for the following reasons.

We thought that if allyltin(IV) species were formed initially in eqn. (1), they could be trapped by some added electrophiles other than $\text{PdCl}_2(\text{PhCN})_2$. In fact, we separately confirmed that when allyltin(IV) trichloride was treated with a mixture of PhCHO and $\text{PdCl}_2(\text{PhCN})_2$ (10:1), both $\text{PhCH}(\text{OH})\text{CH}_2\text{CH}=\text{CH}_2$ and η^3 -allylpalladium(II) chloride in a ratio of 13/87 were formed. Thus, we tested the effect of added PhCHO on the reaction of allyl chloride with stoichiometric amounts of SnCl_2 and $\text{PdCl}_2(\text{PhCN})_2$; i.e. the reaction of allyl chloride with SnCl_2 and $\text{PdCl}_2(\text{PhCN})_2$ (1:1:1) was carried out in the presence of 10 equiv. of PhCHO in DMF-d_7 . Under these conditions we were unable to detect any formation of $\text{PhCH}(\text{OH})\text{CH}_2\text{CH}=\text{CH}_2$, excluding the possibility of Scheme 1.

We therefore suggest the reaction between allyl chloride, SnCl_2 and $\text{PdCl}_2(\text{PhCN})_2$ in a 1:1:1 ratio follows Scheme 2. Also in the Pd-catalyzed reaction of allyl chloride and SnCl_2 , allyl chloride would be first converted to the η^3 -allylpalladium(II) complex from which the allyl group is transferred to tin(II) to give allyltin(IV) through a certain mechanism.



Scheme 1.



Scheme 2.

*Treatment of $\text{PdCl}_2(\text{PhCN})_2$ with SnCl_2 (1:1) in DMF , followed by addition of 4 equiv. PPh_3 afforded a good yield of $\text{Pd}(\text{PPh}_3)_4$ (65%). Also, allowing a mixture of $\text{PdCl}_2(\text{PhCN})_2$ and SnCl_2 to stand in the absence of PPh_3 resulted in partial deposition of palladium metal.

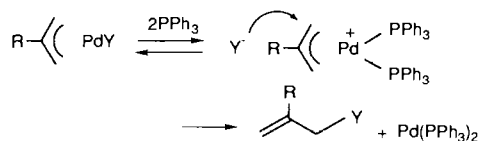
Transfer of allyl group from Pd(II) to Sn(II)

Since the η^3 -allylpalladium(II) chloride species formed in eqn. (1) can be converted mostly to a η^3 -allyl(trichlorostannyl)palladium(II) moiety in the presence of excess SnCl_2 (catalysis condition), we examined the possibility of an allyl-tin bond formation in the complexes $\text{Pd}(\eta^3\text{-CH}_2\text{CRCH}_2)(\text{styrene})(\text{SnCl}_3)$ (**1**) ($\text{R}=\text{H}$ (**1a**), Me (**1b**)) [3] under various conditions. Allowing **1** to stand in CDCl_3 at room temperature caused no allyl-tin bond formation. On the other hand, when dissolved in DMF-d_7 **1** did afford $\text{CH}_2=\text{CRCH}_2\text{SnCl}_3$, though in fairly low yields (10–15% after 1 day at room temperature). We next examined the effects of some additives on the allyl-tin coupling.

Addition of excess PPh_3 to **1** was ineffective for allyl-tin bond formation. The ^1H NMR spectra indicated coordination of PPh_3 to palladium [4] since *syn-anti* proton exchange process was induced by addition of PPh_3 . It has already been demonstrated [5] that the addition of PPh_3 is quite effective for some allyl-ligand couplings, especially in inducing external nucleophilic attack of the ligand, which was originally bound to palladium, at the η^3 -allyl carbon in $[\text{Pd}(\eta^3\text{-CH}_2\text{CRCH}_2)(\text{PPh}_3)_2]^+$ ion; typical examples include conversion of $\text{Pd}(\eta^3\text{-CH}_2\text{CRCH}_2)[\text{CH}(\text{COMe})_2]$ and $[\text{Pd}(\eta^3\text{-CH}_2\text{CRCH}_2)(\text{SPh})_2]$ to $\text{CH}_2=\text{CRCH}_2\text{Y}$ ($\text{Y}=\text{CH}(\text{COMe})_2$ or SPh) on treatment with excess PPh_3 (Scheme 3). Apparently the SnCl_3^- ion does not undergo a similar external nucleophilic attack.

Addition of maleic anhydride (3 equiv.) to **1** was also ineffective for allyl-tin bond formation. This olefin was previously shown [6] to accelerate the reductive elimination of $\text{Pd}(\eta^3\text{-allyl})(\text{aryl})(\text{PR}_3)$, through coordination to palladium, resulting in C–C bond formation. It may well be that considerable electron density on palladium is required for maleic anhydride to coordinate because of its electron deficient character. With regard to this point, we propose that the palladium atom in the $\text{Pd}(\eta^3\text{-CH}_2\text{CRCH}_2)(\text{SnCl}_3)$ moiety is so electron-deficient that maleic anhydride can hardly coordinate with this moiety. This notion was supported by the examination of the relative coordination ability of a series of substituted styrenes with the $\text{Pd}(\eta^3\text{-CH}_2\text{CRCH}_2)(\text{SnCl}_3)$ moiety, as shown below.

The equilibrium constants (K) of the coordinative equilibrium shown in eqn. (2) ($\text{M}=\text{Pd}$) were determined



Scheme 3.

TABLE 1. Equilibrium constants (K) of eqn. (2)

| Complex M | K | | | |
|-----------------|-------------------------------|--------------|--------------|---------------|
| | Y = <i>m</i> -NO ₂ | <i>p</i> -Cl | <i>p</i> -Me | <i>p</i> -OMe |
| Pd ^a | 0.031 | 0.36 | 1.7 | 5.6 |
| Pt ^b | 0.062 | 0.36 | 1.2 | 1.5 |

^aIn CD₂Cl₂ at -80 °C. ^bIn CDCl₃ at 25 °C.

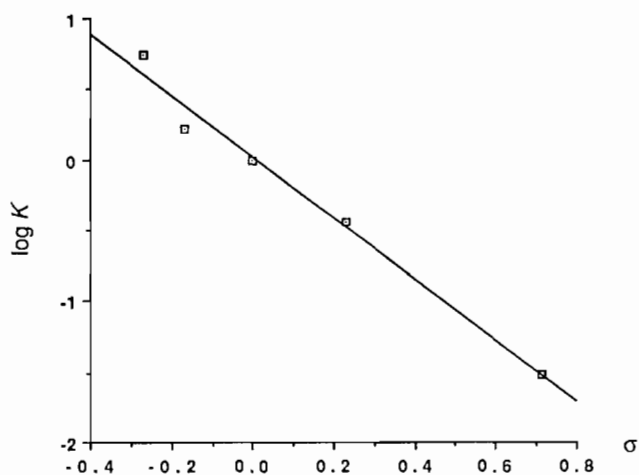
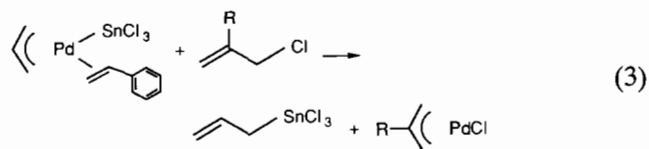
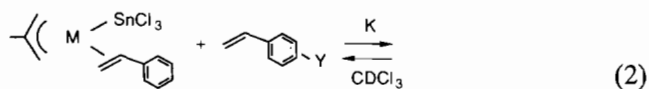


Fig. 1. Hammett plot for equilibrium constants of eqn. (2) (M = Pd) in CD₂Cl₂ at -80 °C.

at -80 °C by ¹H NMR spectral integrations (Table 1). The Hammett plot for the data obtained is shown in Fig. 1. The ρ value (-2.17, $r=0.992$) in the plot



unambiguously indicates the highly electrophilic character of the palladium atom toward the coordinating olefin. An analogous result was observed for the relative stability of the styrene complexes of the Pt-SnCl₃ moiety, Pt(η^3 -CH₂CMeCH₂)(SnCl₃)(CH₂=CHC₆H₄Y) (eqn. (2), M = Pt; $\rho = -1.45$, $r = 0.989$ at 25 °C).

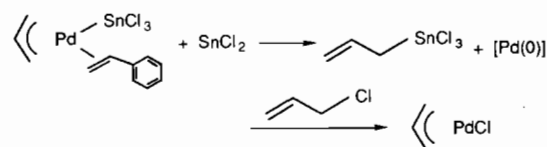
We found that addition of allylic chloride to **1** was moderately effective in inducing allyl-tin bond formation. Thus, for example, treatment of **1a** (0.02 mmol) with allyl chloride (0.06 mmol) in DMF-d₇ or CDCl₃ (0.5 ml) afforded allyltin(IV) trichloride in 34 and 52%

yields after 2.5 and 1 h, respectively (eqn. (3), R = H). The η^3 -allylpalladium(II) moiety is almost quantitatively regenerated simultaneously. Benzyl chloride was not effective in promoting allyl-tin bond formation.

An experiment employing a combination of different allylic groups (eqn. (3), R = Me) afforded CH₂=CHCH₂SnCl₃ almost exclusively at the early stage (25%, after 5 min from 0.04 mmol of **1a** and 0.04 mmol of CH₂=CMeCH₂Cl in 0.5 ml of CDCl₃). At a later stage a small amount of CH₂=CMeCH₂SnCl₃ was also formed (8% after 1 h together with 3% of isobutene which was a hydrolysis product of this tin compound; the yield of CH₂=CHCH₂SnCl₃ increased to 41%). This may be due to a rapid SnCl₃-Cl scrambling between the original Pd(η^3 -CH₂CHCH₂) moiety and the newly formed Pd(η^3 -CH₂CMeCH₂) moiety. In other words, the SnCl₃ ligand can lie close to both allylic groups on the coordination sphere of Pd. What is deduced from these results is the unlikeliness of the coupling of the SnCl₃ group with the incoming substrate (CH₂=CMeCH₂Cl), e.g. the Heck-type reaction [1b]. This mechanism might have produced CH₂=CMeCH₂SnCl₃, but no CH₂=CHCH₂SnCl₃.

A similar accelerating effect of allylic chlorides in the C-C bond formation in Pd(η^3 -allyl)(Ar)(EPh₃) (E = P, As) has already been reported [7]. In these reactions the primary role of the allylic chlorides was to oxidatively add to palladium to enhance the allyl-aryl coupling. We also propose a similar role of the allylic chloride in the present allyl-SnCl₃ coupling except that no scrambling of the original, Pd-bound allylic and the substrate allylic groups is involved.

In the Pd-catalyzed formation of allyltin(IV) species from allylic chloride and SnCl₂, not only allylic chloride but SnCl₂ exists in excess amounts relative to the palladium species. Thus, the effect of adding SnCl₂ to the η^3 -allylpalladium(II) complex was also examined. Interestingly, addition of 3 equiv. SnCl₂ to **1a** (0.02 mmol) in DMF-d₇ (0.5 ml) caused an effective formation of allyltin(IV) species (61% yield after 0.5 h) (Scheme 4). It is notable that the solution remained homogeneous after completion of the reaction, and addition of allylic chloride to this homogeneous solution resulted in regeneration of a good yield of η^3 -allylpalladium(II) species. Furthermore, treatment of the solution with PPh₃, instead of allyl chloride, led to isolation of Pd(PPh₃)₄ (55%). It is assumed from these results as well as the



Scheme 4.

chemical balance that a Pd(0) species is generated in the first step of Scheme 4, even though the exact nature of this species remains to be fully elucidated*.

Conclusions

The formation of allyltin(IV) trichloride from allyl chloride and SnCl₂ catalyzed by palladium proceeds via an η³-allyl(trichlorostannyl)palladium(II) intermediate. This is capable of transferring the allylic group from Pd(II) to Sn(II) to form allyltin(IV) species when interacted with either of the two substrates (SnCl₂ and allylic chloride). In either case of the substrate interactions the intermediate η³-allyl(trichlorostannyl)palladium(II) complex can be regenerated with great ease through the subsequent action of the other substrate which had not been involved in the initial interaction. Which substrate takes part in the initial and the second interaction remains to be elucidated.

Experimental

¹H NMR spectra were obtained on JEOL GSX-400 and Bruker AM600 spectrometers. Most of the commercially available reagents were used without further purification. Pd(η³-CH₂CMeCH₂)(styrene)(SnCl₃) (**1b**) and its platinum analog were prepared according to the reported method [3].

Preparation of Pd(η³-CH₂CHCH₂)(styrene)(SnCl₃) (**1a**)

Under an atmosphere of argon, styrene (0.208 g, 2 mmol) was added to [Pd(η³-CH₂CHCH₂)Cl]₂ (0.120 g, 0.33 mmol) dissolved in 5 ml of CH₂Cl₂. After the solution was stirred for 30 min, SnCl₂ (0.177 g, 0.97 mmol) was added. After filtration of excess of SnCl₂, the filtrate was concentrated, and cooled to -30 °C to give yellow crystals of the desired product (0.208 g, 67%), m.p. 67–70 °C (dec.). *Anal.* Calc. for C₁₁H₁₃PdSnCl₃: C, 27.72; H, 2.75. Found: C, 27.35; H, 2.63%.

Reaction of CH₂=CHCH₂SnCl₃ with PdCl₂(PhCN)₂ and PhCHO

Allyltin(IV) trichloride was generated by the reaction of allyl chloride (3.8 mg, 0.05 mmol) and SnCl₂ (9.5 mg, 0.05 mmol) in the presence of PdCl₂(PhCN)₂ (1.9 mg, 0.005 mmol) in DMF-d₇ (0.5 ml) and confirmed by the ¹H NMR spectrum [2a]. This spectrum also showed the existence of [Pd(η³-CH₂CHCH₂)Cl]₂ in a

~1/10 amount. To this solution was added a DMF-d₇ solution of either PdCl₂(PhCN)₂ (19 mg, 0.05 mmol) alone or a mixture of PdCl₂(PhCN)₂ (0.05 mmol) and PhCHO (53 mg, 0.5 mmol). The former reaction gave an almost quantitative yield of [Pd(η³-CH₂CHCH₂)Cl]₂, and the latter a ~13/87 mixture of PhCH(OH)CH₂CH=CH₂ and [Pd(η³-CH₂CHCH₂)Cl]₂.

Reaction of allyl chloride/SnCl₂ with stoichiometric amount of PdCl₂(PhCN)₂

The reaction was carried out in a manner similar to that described above except that the amount of PdCl₂(PhCN)₂ was increased to 0.05 mmol. The ¹H NMR spectrum showed the quantitative formation of [Pd(η³-CH₂CHCH₂)Cl]₂, but no formation of allyltin(IV) trichloride. Even when PhCHO (53 mg, 0.5 mmol) was added to the above mixture prior to the start of the reaction, the amount of the η³-allylpalladium product did not change, and PhCH(OH)CH₂CH=CH₂ was not detected at all.

General procedure for allyl-tin bond formation from **1**

To a DMF-d₇ or CDCl₃ solution (0.5 ml) of **1a** (10 mg, 0.02 mmol) was added 0.06 mmol of a given addend, and the reaction process was followed by ¹H NMR measurements at various times. The addends examined in this manner include SnCl₂, allyl chloride, methallyl chloride, benzyl chloride, PPh₃ and maleic anhydride.

Solution stability of M(η³-CH₂CMeCH₂)(CH₂=CHC₆H₄Y)(SnCl₃)

Substituted styrene complexes Pd(η³-CH₂CMeCH₂)(CH₂=CHC₆H₄Y)(SnCl₃) (Y = *m*-NO₂, *p*-Cl, *p*-Me, *p*-OMe) were generated by adding to a CD₂Cl₂ solution (0.5 ml) of **1b** (0.03 mmol) 5- to 10-fold excess amounts of free styrenes. The NMR tube was set in a probe cooled at -80 °C, and each component involved in eqn. (2) was integrated to give *K* values. Several measurements with different reagent ratios gave the averaged *K* values shown in Table 1. The equilibrium measurements for the platinum analogs were carried out in CDCl₃ at 25 °C.

Acknowledgements

Thanks are due to the Analytical Center, Faculty of Engineering, Osaka University for the use of NMR facilities. Partial support of this work through a Grant-in-aid for Scientific Research, Ministry of Education, Science and Culture of Japan and Asahi Glass Foundation is also acknowledged.

*It was reported before that Pd(0) and Pt(0) complexes are stabilized by coordination of Sn(II) ligands [8].

References

- 1 (a) B.M. Trost and T.R. Verhoeven, in G. Wilkinson, F.G.A. Stone and E.W. Abel (eds.), *Comprehensive Organometallic Chemistry*, Vol. 8, Pergamon, New York, 1982, p. 802; (b) J. Tsuji, *Organic Synthesis with Palladium Compounds*, Springer, Berlin, 1980.
- 2 (a) J.P. Takahara, Y. Masuyama and Y. Kurusu, *J. Am. Chem. Soc.*, **114** (1992) 2577, and refs. therein; (b) T. Tabuchi, J. Inanaga and M. Yamaguchi, *Tetrahedron Lett.*, **28** (1987) 215, and refs. therein; (c) P. Zhang, W. Zhang, T. Zhang, Z. Wang and W. Zhou, *J. Chem. Soc., Chem. Commun.*, (1991) 491.
- 3 A. Musco, R. Pontellini, M. Grassi, A. Sironi, S.V. Meille, H. Ruegger, C. Ammann and P.S. Pregosin, *Organometallics*, **7** (1988) 2130.
- 4 J.N. Crosby and R.D.W. Kemmitt, *J. Organomet. Chem.*, **26** (1971) 277.
- 5 (a) H. Kurosawa, K. Ishii, Y. Kawasaki and S. Murai, *Organometallics*, **8** (1989) 1756; (b) H. Kurosawa, Y. Miyauchi and H. Kuniyasu, manuscript in preparation.
- 6 H. Kurosawa, M. Emoto, H. Ohnishi, K. Miki, N. Kasai, K. Tatsumi and A. Nakamura, *J. Am. Chem. Soc.*, **109** (1987) 6333.
- 7 H. Kurosawa, M. Emoto and Y. Kawasaki, *J. Organomet. Chem.*, **346** (1988) 137.
- 8 (a) T.A.K. Al-Allaf, C. Eaborn, P.B. Hitchcock, M.F. Lappert and A. Pidcock, *J. Chem. Soc., Chem. Commun.*, (1985) 548; (b) P.B. Hitchcock, M.F. Lappert and M.C. Mirsa, *J. Chem. Soc., Chem. Commun.*, (1985) 863; (c) J. Krause, C. Pluta, K.R. Porschke and R. Goddard, *J. Chem. Soc., Chem. Commun.*, (1993) 1254.